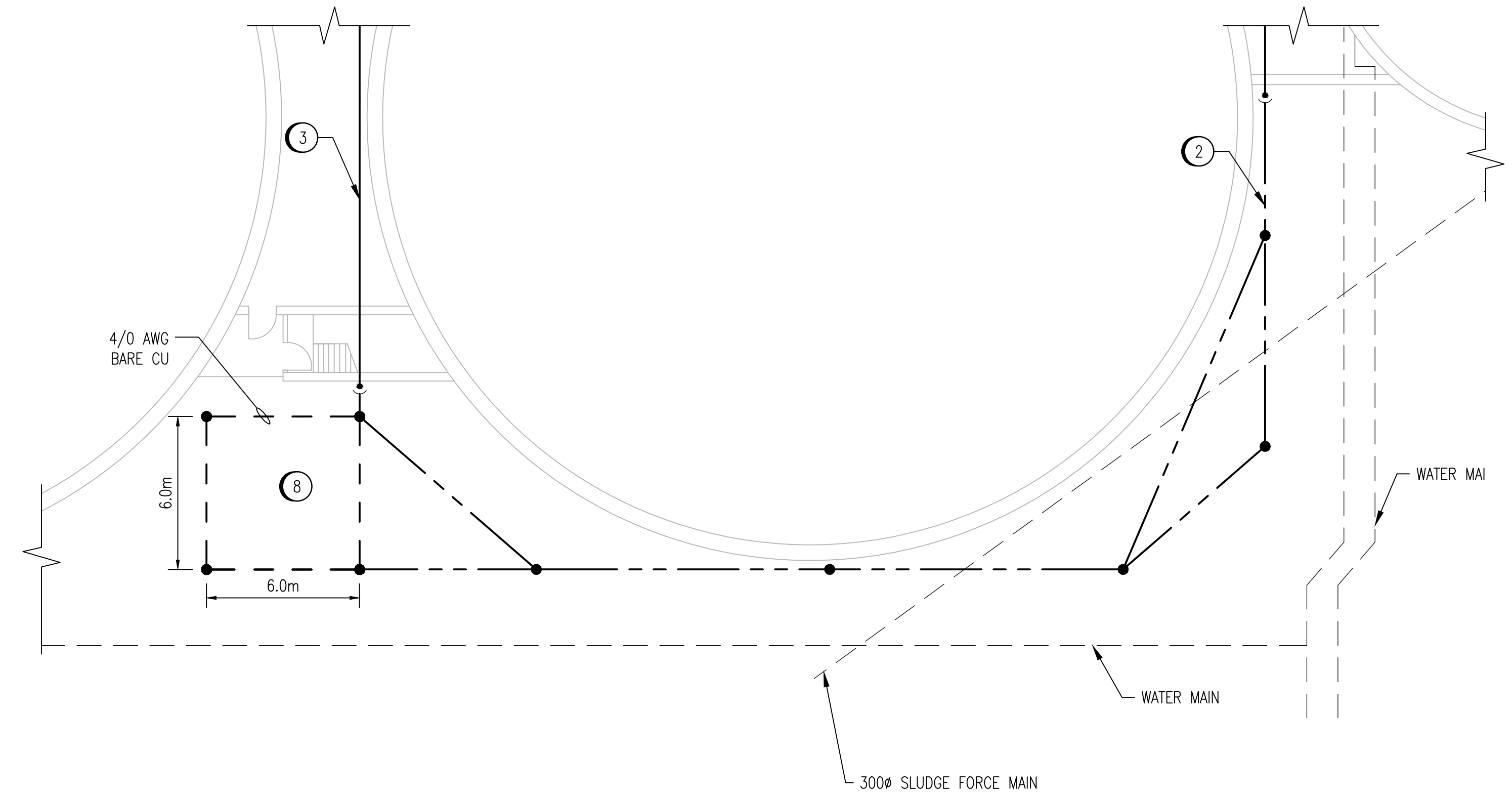
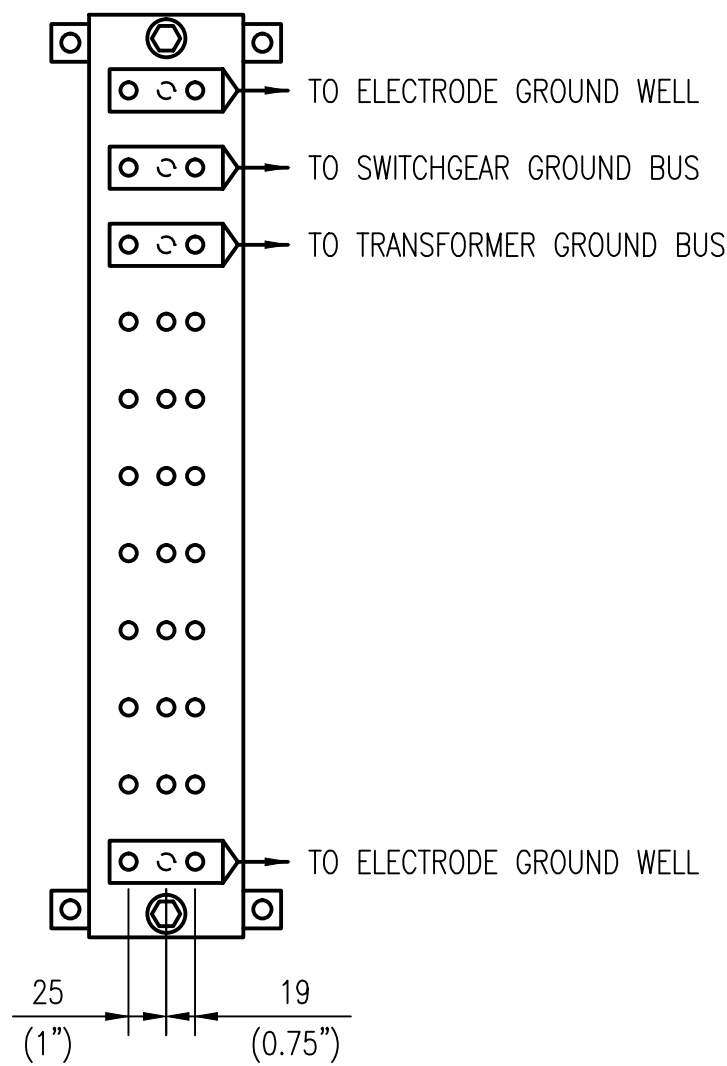


**DIGESTER EAST ELECTRICAL ROOM PLAN - MAIN LEVEL**  
SCALE: 1 : 50



**GROUND ELECTRODE DETAIL - MAIN LEVEL**

SCALE: 1 : 150

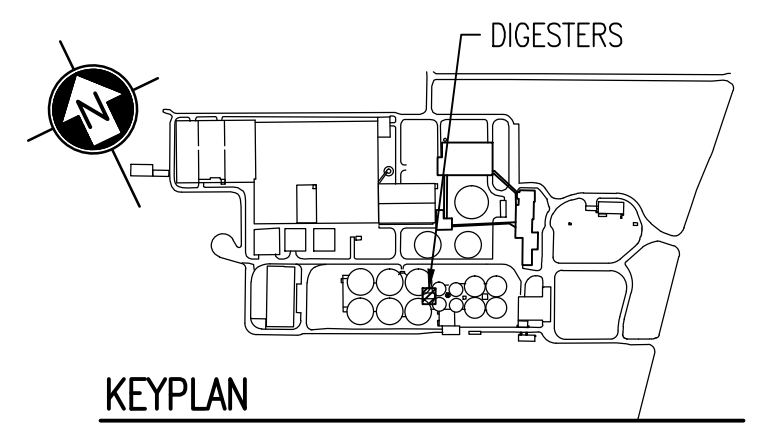


**DETAIL - BUS BAR**  
SCALE: 1 : 5

- CONSTRUCTION NOTES:**
- 1 PROVIDE NINE ROD GROUND ELECTRODE AS SHOWN. LOCATE ALL EXISTING UNDERGROUND SERVICES IN AREA PRIOR TO INSTALLATION OF ELECTRODE. SEE DRAWING 1-0101A-E0010 FOR DETAILS. PROVIDE A GROUND WELL AT EACH ROD LOCATION.
  - 2 PROVIDE 4/0 AWG GROUND CONDUCTOR FROM THE GROUND ELECTRODE TO GROUND BUSBAR. CORE DRILL THROUGH WALL ABOVE GRADE.
  - 3 PROVIDE 4/0 AWG GROUND CONDUCTOR FROM THE GROUND ELECTRODE TO THE GROUND BUSBAR. CORE DRILL THROUGH WALL ABOVE GRADE.
  - 4 LOCATION OF EXISTING GROUND TERMINATIONS IS NOT EXACTLY AS SHOWN. MARK DETAILED TERMINATION POINTS ON AS-BUILT DRAWINGS.
  - 5 PROVIDE 4/0 AWG CONDUCTOR FROM 4160V SWITCHGEAR BUSBAR TO GROUND BUSBAR.
  - 6 PROVIDE 4/0 AWG CONDUCTOR FROM TRANSFORMER BUSBAR TO GROUND BUSBAR.
  - 7 PROVIDE GROUND BUSBAR. MOUNT VERTICALLY.
  - 8 RESTORE ALL GRASSED AND PAVEMENT SURFACES AS PER THE SPECIFICATIONS.

**LEGEND:**

- - - - - EXISTING BURIED SERVICE
- — — — — EXISTING CONDUCTOR
- — — — — NEW CONDUCTOR
- - - - - CONDUCTOR BELOW ELEVATION SHOWN
- GROUND ROD
- CONNECTION
- ELEVATION CHANGE



**KEYPLAN**  
NTS

**NOTES:**

1. THE ELEVATION OF THE GROUNDING CONDUCTORS AND ELECTRODES VARIES AND IS SHOWN ON A SINGLE LEVEL TO EASE THE UNDERSTANDING OF HOW THE GROUNDING SYSTEM IS INTERCONNECTED.
2. THE LOCATION AND ROUTING OF EXISTING GROUNDING CONDUCTORS IS APPROXIMATE.



NO.	REVISIONS	DATE	DESIGN	CHECK
00	ISSUED FOR TENDER, BID OPP. 845-2012	2012/10/30	TMC	CJR

		SNC-LAVALIN INC. 148 Nature Park Way Winnipeg, MB, Canada R3P 0X7 204-786-8080		ENGINEER'S SEAL
DESIGNED BY:	T. CHURCH	CHECKED BY:	C. REIMER	
DRAWN BY:	S. COATES	APPROVED BY:	C. REIMER	
SCALE:	AS SHOWN	RELEASED FOR CONSTRUCTION BY:	B. STATION	
DATE:	2009/11/27	DATE:	2012/10/31	
CONSULTANT NO.:		113312-0000-47DD-0015		

**THE CITY OF WINNIPEG**  
 WATER AND WASTE DEPARTMENT

NORTH END WATER POLLUTION CONTROL CENTRE  
 GROUNDING UPGRADES  
 PLAN LAYOUT  
 GROUNDING  
 DIGESTER EAST ELECTRICAL ROOM

CITY DRAWING NUMBER	SHEET	REV.	SIZE
1-0101D-E0010	001	00	A1

1-0101A-E0010	GROUNDING INSTALLATION DETAILS
1-0101A-E0011	SITE PLAN - GROUNDING CONDUCTOR ROUTING
DRAWING NUMBER	REFERENCE DRAWINGS